

In the beginning the plan was to simply clean and paint the apartment.. BUT..





This is what started the whole remodel



Bare wires in the electrical boxes for the lights





Beehives
inside of
the
kitchen
wall



Mold on several of the walls and inside many of the cabinets






Outdated and insufficient insulation

Very dirty/stinky carpeting and unprofessional and subpar installation of “things”





Sub-floor was totally rotted. Had to tear it up and replace it with $\frac{3}{4}$ inch plywood



Installed new waterproof laminate/PVC flooring.

After

The finished product.



Original Floor in entry way

Before




Before



After



Before



After



Before



After





Before




After



Before



After







Original area was wide open with just the dryer located along the wall. Washer was on opposite wall in kitchen along with fridge.



Built a closet and installed bi-fold doors



Re-plumbed the water lines and moved the washer from the opposite wall and placed next to the dryer





Before



After



Before



After

Before




After






Before



After



Before



After



Before



After

Before



After





After



Bedroom 1



Before

After





Before



After



Before



After

**Wall 1
upper**



Before

**Wall 1
lower**



Bedroom 2



After

Wall 1



First closet



Second closet



First closet

Second closet

Before



After

